

See discussions, stats, and author profiles for this publication at: <https://www.researchgate.net/publication/312247703>

Investigation of Adsorption Characteristics of an Engineered Adsorbent for Removal of Hexavalent Chromium from Aqueous...

Article · January 2017

DOI: 10.18178/ijesd.2017.8.3.946

CITATIONS

0

READS

32

3 authors, including:



Yogesh C Sharma

Indian Institute of Technology (Banaras Hind...

194 PUBLICATIONS 4,372 CITATIONS

SEE PROFILE



Elham Jalilnejad

Urmia University of Technology

35 PUBLICATIONS 20 CITATIONS

SEE PROFILE

Some of the authors of this publication are also working on these related projects:



Extraction of lipids from microalgae and its catalytic conversion to biodiesel [View project](#)

Investigation of Adsorption Characteristics of an Engineered Adsorbent for Removal of Hexavalent Chromium from Aqueous Solutions

Yogesh C. Sharma, Elham Jalilnejad, and Sofia Yarusova

Abstract—Application of iron oxide loaded sand (IOLRS) for the removal of hexavalent chromium has been investigated. The natural silica sand was used in the experiments. IOLRS was characterized by XRD, and FTIR to investigate its specific characteristics. Particle size was found to be in the range 2.5 to 200 μm . Removal efficiency of adsorbent for Cr(VI) was determined for batch adsorption experiments. Effect of various important parameters such as concentration, pH, temperature and adsorbent dose on the removal of Cr(VI) was investigated. The removal of Cr(VI) was better in acidic pH range. The removal increased from 65 to 71.66 % by increasing temperature from 25 to 450C showing the process of removal to be endothermic. Kinetic studies revealed that removal process is governed by pseudo first order kinetic model. Intraparticle diffusion was not found to be rate limiting step in removal process. Langmuir and Freundlich adsorption capacity was found to be 0.36 and 0.18 mg/g respectively at 450C. Various thermodynamic parameters viz. ΔG^0 , ΔH^0 and ΔS^0 were determined. Value of ΔG^0 was found to be negative which confirms the feasibility of process while positive values of ΔH^0 further confirm endothermic nature of the process. Present study revealed that Iron oxide loaded riverbed sand (IOLRS) can be used as an alternative for the otherwise 'more expensive' adsorbents and resultant data may help in designing treatment plants for the Cr(VI) rich effluents.

Index Terms—Cr(VI), adsorption, removal, riverbed sand, kinetics, isotherm.

I. INTRODUCTION

Chromium and their compounds have widespread applications in various industries such as electroplating, textile dyeing, leather tanning, steel fabrication and wood preservative treatment industries [1], [2]. These industries discharge large amount of chromium, especially into the aquatic environment [3]-[5]. Trivalent and hexavalent oxidation states of chromium are important from environmental viewpoint. Cr (III) is essential in glucose metabolism and Cr (VI) is more soluble than Cr(III) and therefore it is easily available for biological uptake. The phase

that will be present in aqueous solutions depends on solution pH. Cr(VI) can be present as chromate (CrO_4^{2-}), hydrogen chromate (HCrO_4^-) or dichromate ($\text{Cr}_2\text{O}_7^{2-}$) in aqueous solutions [2]. Cr(VI) is known to be carcinogenic and mutagenic and it is also reported to pose skin ulceration, nausea, liver damage, and pulmonary congestion, vomiting, and severe diarrhea [1], [6]. These facts make it necessary to restrict Cr(VI) from entering wastewaters and finally the aquatic sources. The maximum concentration limit of Cr(VI) for discharge into inland surface waters is 0.1mg/L and in potable water it is 0.05mg/L (WHO, 1993) [7]. Variety of treatment technologies viz. chemical precipitation, coagulation, solvent extraction, membrane separation, reverse osmosis, ultra filtration, electrochemical deposition, ion exchange and adsorption can be used for the treatment of water and wastewater. But most of these available processes have various disadvantages including incomplete metal removal, requirements for expensive equipment, generation of toxic sludge etc. [8]-[11]. Among these methods, adsorption is very popular due to its simplicity as it is one of the most economically favorable, reliable and easy method for the removal of toxic heavy metals from water and wastewater even at trace level [12], [13]. Studies on the removal of metallic pollutants by low-cost and naturally available adsorbents like wool, saw dust, used tires, seaweed, dead fungal biomass, sand, clay, wollastonite and dolomite have been conducted recently [12]. The objective of this study is to synthesize an effective adsorbent capable yet economically viable for the removal of Cr from aqueous solutions. Iron oxide loaded riverbed sand (IOLRS) has been prepared in laboratory and then it has been applied as adsorbent material for the removal of hexavalent chromium from aqueous solutions. The studies have been conducted for optimization of various parameters like contact time, initial adsorbate concentration, adsorbent dose, pH and temperature. Kinetic studies for removal of Cr have been carried out. Equilibrium data have been analyzed by different isotherms viz. Langmuir, and Freundlich isotherm models. Thermodynamics studies were also carried out.

II. MATERIALS AND METHODS

A. Preparation of Adsorbent

For present study, natural clay (NC) samples were collected from shallow waters nearer from the bank of river Ganges, Varanasi, India. The NC samples were stored in properly cleaned polythene bags. NC was washed with

Manuscript received March 16, 2016; revised October 13, 2016.

Yogesh C. Sharma is with Department of Chemistry, Indian Institute of Technology (BHU) Varanasi, Varanasi 221005, India (e-mail: ysharma.apc@iitbhu.ac.in).

Elham Jalilnejad is with the Department of Chemical Engineering, Department of Chemical Engineering, Urmia University of Technology, Iran (e-mail: elham.jalilnejad@gmail.com).

Sofia Yarusova is with Institute of Chemistry, Far-Eastern Branch of Russian Academy of Sciences; 690022, Russian Federation, Vladivostok, Prospekt 100-letya Vladivostoka, 159; Vladivostok State University of Economy and Service; 690014, Russian Federation, Vladivostok, Gogolya street, 41.

distilled water to remove impurities and then dried in a hot air oven at 105°C overnight. Particle size of adsorbent samples was maintained using different sieves. After maintaining the particle size, the NC was modified by iron oxide for enhancement of adsorption efficiency. For this purpose, solution of Ferric and Ferrous chloride (molar ratio 2:1) were prepared by dissolving Ferric and Ferrous chloride into distilled water. Dried clay particles have been added slowly into the solution of Ferric and Ferrous chloride by continuous stirring on magnetic stirrer. Chemical precipitation was achieved by adding NH_4OH under vigorous stirring at room temperature. During the whole reaction process, pH of the solution was maintained at 10. After completion of reaction, resultant precipitates were washed several times with distilled water, and then finally dried in oven at 50°C for 24h. Iron oxide loaded riverbed sand (IOLRS) was characterized by XRD (RIGAKU, MINIFLEX II, Desktop X-Ray Diffractometer, Japan) FTIR(Varian 1000 FT-IR, Scimitar Series) and SEM.

B. Adsorption Studies

Stock solution of Cr(VI) was prepared by dissolving known amount of potassium dichromate in 1000 mL of double distilled water. Working solutions for the adsorption experiments were prepared by proper dilution of stock solution. Batch adsorption experiments were conducted by taking 50 ml of Cr(VI) solution in 125 ml of glass capped reagent bottles at desired pH value, temperature, contact time, dose and adsorbate concentration. The solutions were agitated at 100 rpm on a shaking thermostat at 25 °C (± 0.5). Ionic strength of the chromium solutions was maintained at 1.0×10^{-2} M NaClO_4 . The adsorbent was separated from the aqueous solutions by centrifugation after the equilibrium time (Remi 24, New Delhi, India). Residual concentrations of Cr(VI) in aqueous solutions were determined by Atomic Absorption Spectrophotometer (AA 7000, Shimadzu, Japan). All the removal experiments were carried out in duplicate for accuracy of results. The percentage removal of Cr(VI) in aqueous solutions and the amount of Cr adsorbed was calculated using expressions as reported elsewhere [12].

In the present investigation, desorption studies were also carried out in batches. For desorption studies, Cr(VI) adsorbed on IOLRS was first washed by double distilled water to remove the un-adsorbed Cr(VI) ions that are loosely adhered on the adsorbent surface. Desorption studies was carried out at different pH at 4, 5, 6, 7, 8, 9, 10, 11 and 12, shaking rate of 100 rpm, and 30°C. Exhausted adsorbent, 0.50 g/50ml, was then mixed with distilled water of different pH. The residual concentrations of Cr in aliquot were determined by AAS.

III. RESULTS AND DISCUSSION

A. Characterization of the Adsorbent

XRD of Iron oxide loaded riverbed sand (IOLRS) was carried out and has been shown in Fig. 1. XRD data of adsorbent material confirms the presence of SiO_2 , Goethite and Hametite. The XRD data of adsorbent material was compared from the standard XRD data of SiO_2 , Goethite and

Hametite (Fig. 1).

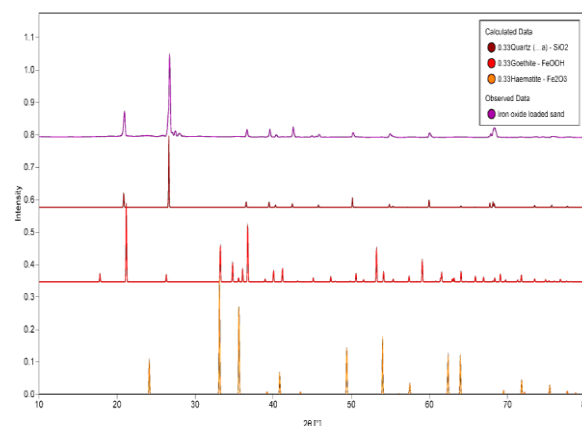


Fig. 1. XRD of IOLRS.

It can be also concluded from this data that loading of iron oxide is in the form of Goethite and Hametite. It also confirms the crystallinity of synthesized adsorbent. In any adsorption process, the FTIR spectrum of adsorbent material before and after adsorption clarifies important points regarding surface groups' analysis and changes in adsorbent surface characteristics during adsorption. Fig. 2 depicts the FT-IR spectra of the IOLRS before and after adsorption process. The absorption peaks at 3442 cm^{-1} is associated with the stretching vibration of hydroxyl groups. Absorption peaks in the range of 400 to 1000 cm^{-1} are related with the metal-oxygen vibration. Peaks at 1626 and 1620 cm^{-1} in IOLRS before and after adsorption is due to bending of water molecules. The new absorption peak at 2929 cm^{-1} may be due to the bond formation between Cr(VI) and adsorbent.

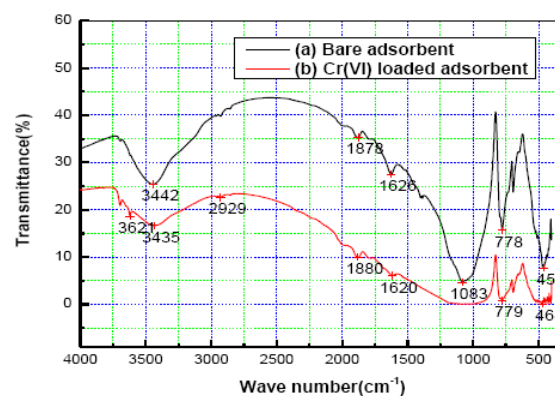


Fig. 2. FTIR of IOLRS.

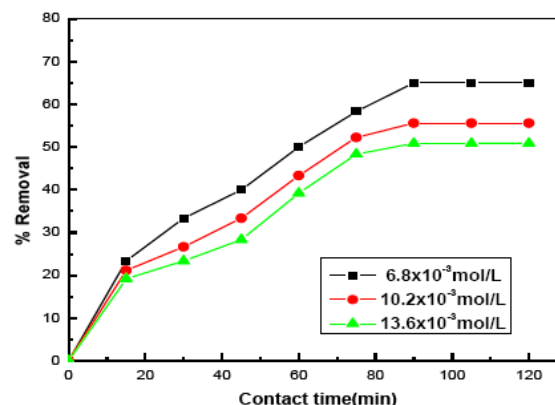


Fig. 3. Effect of contact time and concentration on the removal of Cr(VI) by adsorption on IOLRS.

B. Effect of Contact Time and Initial Concentration on the Removal

Adsorbate concentration has significant effect on any removal process. The effect of initial Cr(VI) concentration on Cr(VI) removal was investigated in the range of 6.8 to 13.6X10⁻³ mol/L. The effect of contact time and concentration on the adsorption of Cr(VI) at different initial concentrations is represented in Fig. 3. It is clear from that removal is rapid in initial stages and then decreases slowly till equilibrium is attained (Fig. 3). After attainment of equilibrium, there is no significant change in the rate of removal of Cr(VI). This trend may be due to presence of greater number of available adsorption sites at the initial stages of adsorption. In present study, equilibrium time was found to be 90 min. It is clear from the Fig. 3 that by increasing initial concentration, removal decreased from 65 to 50.83%.

C. Kinetic Study

Adsorption kinetics depends on the adsorbate-adsorbent interaction and other operating conditions. In present study, batch sorption kinetics of Cr(VI) ions with the iron oxide loaded riverbed sand have been studied by applying pseudo first-order kinetic and pseudo-second-order kinetics.

D. Pseudo First-Order Kinetic Model

The pseudo-first-order kinetic model describes the adsorption of liquid/solid system based on solid capacity. The pseudo first-order rate kinetic model is expressed as follows [14], [15]:

The integrated form of above reaction is as follows:

$$\log q_e = \log(q_t - q) - \frac{k_1}{2.303} t$$

k₁(min⁻¹) is the rate constant of first order kinetic equation, q_e and q are the amount of Cr(VI) ions adsorbed at equilibrium and at any time respectively (mg/g).

The value of k₁ was determined from slope of the linear plots of log (q_e-q_t) vs t at different temperatures (Fig. 4). Values of pseudo first order rate constant at different temperature is given in Table I.

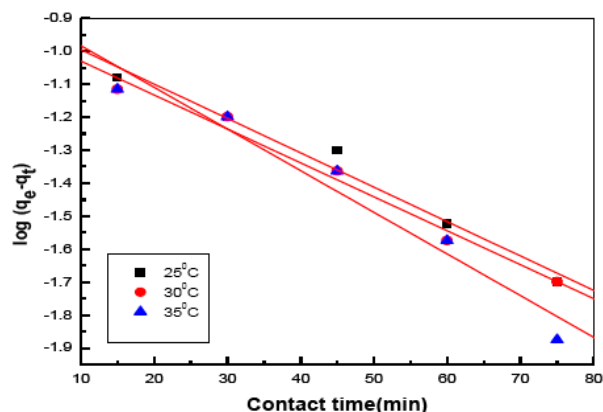


Fig. 4. Pseudo first order kinetic plot for the removal of Cr(VI) by adsorption on IOLRS.

E. Pseudo-Second-Order Kinetic Model

According to pseudo-second-order model, the rate limiting

step is the chemical sorption which may be due to involvement of valence forces between sorbent and sorbet. This can be expressed as follows [16]:

TABLE I: VALUES OF KINETIC PARAMETERS

Temp. (°C)	k ₁ (min ⁻¹)	q _e (Cal.)	q _e (exp.)	R ²
25	2.05	0.128	0.131	0.98
30	2.13	0.118	0.136	0.99
35	1.97	0.139	0.143	0.97

	k ₂ (g/ mg.min)	q _e (Cal.)	q _e (exp.)	R ²
25	0.083	0.202	0.131	0.96
30	0.131	0.187	0.136	0.97
35	0.135	0.196	0.143	0.98

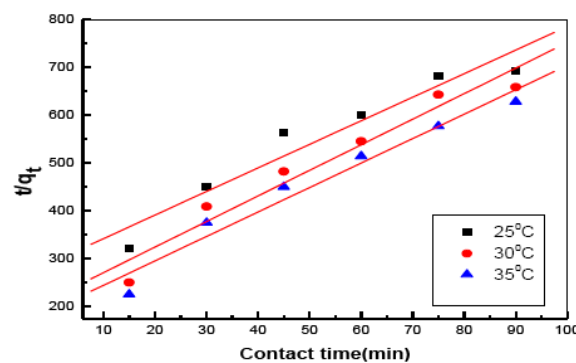


Fig. 5. Pseudo second order plot for the removal of Cr(VI) by adsorption on IOLRS.

$$\frac{t}{q_t} = \frac{1}{k_2 q_e^2} + \frac{1}{q_e} t$$

$$h = k_2 q_e^2$$

where k₂ (g/mg.min) is the rate constant of pseudo-second order kinetic equation. h is known as initial sorption rate. The value of q_e and k₂ can be determined by the slope and intercepts of the straight line of the plots 't/q_t vs t', respectively (Fig. 5). It was observed that there is not very much difference in value of q_e calculated and q_e experimental for the pseudo first order kinetic model while in case of pseudo second order, there is significant difference in the two values. The experimental q_e values did not agree with the calculated values obtained from the linear plots. Further, on comparison of value of R² for both kinetic models, it was found that R² values obtained were lower than that of the pseudo-first-order kinetic model. On the basis of comparison of both models it can be stated that removal of Cr(VI) was governed by pseudo first order kinetics.

F. Equilibrium Study

The equilibrium data obtained in the current investigation was examined with Langmuir, Freundlich and Tempkin isotherm models.

G. Langmuir Isotherm

The Langmuir model assumes that adsorption occurs in a monolayer with all adsorption sites identical and energetically equivalent [16].

The linearized expression of Langmuir model can be

expressed as follows:

$$\frac{c_e}{q_e} = \frac{1}{Q^0 b} + \frac{c_e}{Q^0}$$

where C_e (mg/L), q_e (mg/g) are the concentrations of adsorbate and amount of adsorbate adsorbed at equilibrium, respectively. Q^0 (mg/g) and b (L/mg) are known as Langmuir's constants which is related to the capacity and energy of adsorption, respectively. The equilibrium data was plotted for ' C_e/q_e vs C_e ' (Fig.6). Values of Langmuir's constant is given in Table II.

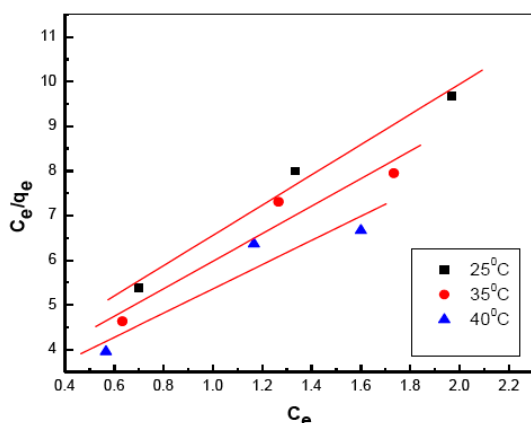


Fig. 6. Langmuir's plot for the removal of Cr (VI) from aqueous solutions at different temperature.

H. Thermodynamic Study

Thermodynamic studies always provide vital information for processes including adsorption. Different thermodynamic parameters were viz. standard free energy (ΔG^0), enthalpy (ΔH^0) and entropy (ΔS^0) were determined by using the following expressions [17]-[20]:

$$K_c = \frac{C_{Ac}}{C_e}$$

$$\Delta G^0 = -RT \ln K_c$$

$$\Delta H^0 = R \left(\frac{T_2 T_1}{T_2 - T_1} \right) \ln \left(\frac{K_{c2}}{K_{c1}} \right)$$

$$\Delta S^0 = \frac{(\Delta H^0 - \Delta G^0)}{T}$$

TABLE II: ISOTHERM PARAMETERS FOR THE SYSTEM

	Temp. (°C)	Q^0 (mg/g)	b (L/mg)	R^2
Langmuir's parameters	25	0.295	1.07	0.99
	30	0.325	1.06	0.96
	35	0.369	1.02	0.94
Freundlich's parameters	25	K_f (mg/g)	n	R^2
	30	0.150	2.335	0.99
	35	0.166	2.100	0.96
		0.183	2.129	0.96

where K_c is the equilibrium constant, C_{Ac} and C_e (both is in mg/L) are equilibrium concentration for solute on the sorbent and in the solution respectively. R is the universal gas

constant (1.987cal/mol.K) and T (K) is the absolute temperature. Values of different thermodynamic parameters calculated from above equations are given in Table III. The values of ΔG^0 were found to be negative at all temperature which confirms the feasibility of the process and the spontaneous nature of adsorption.

Value of ΔG^0 increase by increasing temperature it showed that the adsorption is favorable at higher temperatures. The positive value of ΔH^0 indicates endothermic nature of removal process. The positive value of ΔS^0 suggests increase randomness at the solid-liquid interface during adsorption.

TABLE III: VALUES OF DIFFERENT THERMODYNAMIC PARAMETERS FOR REMOVAL OF Cr(VI) BY IOLRS

Temp(°C)	Thermodynamic parameters		
	ΔG^0 (kcal/mol)	ΔH^0 (kcal/mol)	ΔS^0 (cal/mol.K)
25	-0.37	+ 7.79	+24.91
30	-0.46		
35	-0.57		

I. Desorption Studies

Desorption studies help to determine the adsorption mechanism involved in any system and to evaluate the feasibility of regenerating the exhausted adsorbent. After completion of adsorption process, the adsorbent used for removal of pollutants cannot be disposed in its final form because the pollutant species can leach into ground water which is undesirable from environmental point of view. The results of the desorption experiments are depicted in Fig. 7. According to the results of desorption studies (Fig. 7), the amount of desorbed Cr(VI) increased with the increase of pH. It is clear that only 10 % desorption rate can be achieved at pH 4 while by increasing pH from 4 to 12, rate of desorption increased up to 89%.

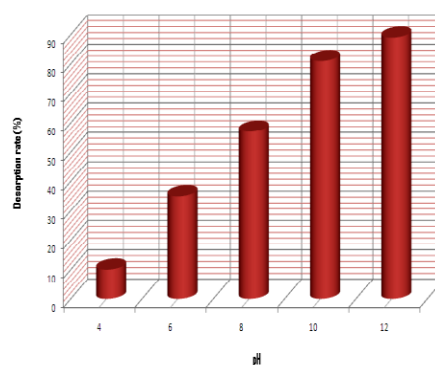


Fig. 7. Desorption studies of Cr(VI) from IOLRS.

IV. CONCLUSIONS

Adsorption of hexavalent chromium on Iron oxide loaded riverbed sand (IOLRS) has been studied. Adsorbent material was prepared using a simple process of precipitation of iron oxide on riverbed sand. It was found that initial concentration plays an important role in removal process. Removal was higher at lower initial concentration. pH study shows that higher removal can be obtained by maintaining the solution pH in acidic range. Removal of Cr(VI) was higher at higher temperature indicating endothermic nature of process. On analyzing the resultant data by pseudo-first order and pseudo

second order kinetic models, it was observed that removal of Cr(VI) was governed by pseudo-first order kinetics. Adsorption capacity of adsorbent increases by increasing temperature which confirms the endothermic nature of adsorption process. Studies of various thermodynamic parameters indicate the feasibility, endothermic nature and spontaneity of removal process of Cr(VI) by adsorption. Further, the synthesis method used for the preparation of Iron oxide loaded riverbed sand (IOLRS) is not very costly and synthesized adsorbent has potential for the removal of Cr(VI) from aqueous solutions it can be proved an economically viable alternate for costly adsorbent.

ACKNOWLEDGEMENTS

The authors are thankful to DRDO, Govt of India for granting research project (P31/46).

REFERENCES

- [1] B. Albadarin *et al.*, "Kinetic and thermodynamics of chromium ions adsorption onto low-cost dolomite adsorbent," *Chem. Eng. J.*, vol. 179, pp. 193–202.
- [2] N. Ballav *et al.*, "High efficient removal of chromium(VI) using glycine doped polypyrroleadsorbent from aqueous solution," *Chem. Eng. J.*, vol. 198, pp. 536–546, 2012.
- [3] M. Jain *et al.*, "Chromium(VI) removal from aqueous system using Helianthus annuus (sunflower) stem waste," *J. Hazard. Mater.*, vol. 162, 365–372, 2009.
- [4] E. Finocchio *et al.*, "Chromium (VI) removal by methylated biomass of *Spirulina platensis*: The effect of methylation process," *Chem. Eng. J.*, vol. 156, pp. 264–269, 2010.
- [5] X. W. Wu *et al.*, "Adsorption of chromium(VI) from aqueous solution by a mesoporous aluminosilicatesynthesized from microcline," *Appl. Clay Sci.*, vol. 48, pp. 538–541, 2010.
- [6] S. Chen *et al.*, "Adsorption of hexavalent chromium from aqueous solution by modified cornstalk: A fixed-bed column study," *Bioresour. Technol.*, vol. 113, pp. 114–120, 2012.
- [7] Y. C. Sharma *et al.*, "Synthesis and application of nano- Al_2O_3 powder for the reclamation of hexavalent chromium from aqueous solutions," *J. Chem. Eng. Data*, vol. 552, pp. 390–2398, 2010.
- [8] J. Zolgharnein *et al.*, "Adsorption of Cr(VI) onto elaeagnus tree leaves: Statistical optimization, equilibrium modeling and kinetic studies," *J. Chem. Eng. Data*, vol. 55, pp. 3428–3437, 2010.
- [9] S. Basha *et al.*, "Biosorption of hexavalent chromium by chemically modified seaweed, *Cystoseira indica*," *Chem. Eng. J.*, vol. 137, pp. 480–488, 2008.
- [10] W. Li *et al.*, "Removal of Cr(VI) from low-temperature micro-polluted surface water by tannic acid immobilized powdered activated carbon," *Bioresour. Technol.*, vol. 113, pp. 106–113, 2012.
- [11] WHO, *Guidelines for Drinking Water Quality*, vol. 1, 1993, World Health Organization.
- [12] X. Jing *et al.*, "Biosorption of Cr(VI) from simulated wastewater using a cationic surfactant modified spent mushroom," *Desalination*, vol. 269, pp. 120–122, 2011.
- [13] V. S. Mane *et al.*, "Studies on the adsorption of Brilliant Green dye from aqueous solution onto low-cost NaOH treated saw dust," *Desalination*, vol. 273, pp. 321–329, 2011.
- [14] T. Karthikeyan *et al.*, "Chromium (VI) adsorption from aqueous solution by Hevea Brasiliensis sawdust activated carbon," *J. Hazard. Mater.*, vol. B12, pp. 192–199, 2005.
- [15] K. Y. Foo *et al.*, "Insights into the modeling of adsorption isotherm systems," *Chem. Eng. J.*, vol. 156, pp. 2–10, 2010.
- [16] V. Ramasamy *et al.*, "Effect of grinding on the crystal structure of recently excavated dolomite," *Ind. J. Pure & Appl. Phys.*, vol. 47, 586–591, 2009.
- [17] S. Yadav *et al.*, "Studies on the removal of Ni(II) from aqueous solutions using modified riverbed sand environ," *Sci. Pollut. Res.*, 2012.
- [18] R. Huang *et al.*, "Equilibrium, kinetic and thermodynamic studies of adsorption of Cd(II) from aqueous solution onto HACC–bentonite," *Desalination*, vol. 280, pp. 297–304, 2011.
- [19] W. Rudzinski *et al.*, "Kinetics of solute adsorption at solid/solution interfaces: A theoretical development of the empirical pseudo-first and

pseudo second order kinetic rate equations, based on applying the statistical rate theory of interfacial transport," *J. Phys. Chem. B*, vol. 110, p. 16514, 2006.

- [20] Y. Wang *et al.*, "Cr(VI) removal from water using cobalt-coated bamboo charcoal prepared with microwave heating," *Ind. Crops Prod.*, vol. 39, pp. 81–88, 2012.



Yogesh C. Sharma is a professor of chemistry. He graduated (Ph.D.) from Institute of Technology, Banaras Hindu University, Varanasi, India in 1991 and obtained the doctor of science (D.Sc.) in chemistry from CCS University, Meerut, India in 2010. His research interests are synthesis and characterization of nanoadsorbents, and their application for water remediation. He has extensively worked and published on various aspects of water remediation. He has used waste materials, minerals, macrophytes, and activated carbons for removal of metallic pollutants, including arsenic and mercury from water and wastewater. He also has worked on synthesis of inorganic adsorptive media for removal of fluorides and nitrates from drinking water. Current research interests of Prof. Sharma are on Bioenergy and Biofuels. His main focus is on synthesis and characterization of biodiesel, bio oils, and catalysts for biodiesel synthesis. Prof Sharma has a good publication record and has an h index of 40 and more than 6000 citations.

He graduated (Ph.D.) from Institute of Technology, Banaras Hindu University, Varanasi, India in 1991 and obtained Doctor of Science (D.Sc.) in Chemistry from CCS University, Meerut, India in 2010. His research interests are synthesis and characterization of nanoadsorbents, and their application for water remediation. He has extensively worked and published on various aspects of water remediation. He has used waste materials, minerals, macrophytes, and activated carbons for removal of metallic pollutants, including arsenic and mercury from water and wastewater. He also has worked on synthesis of inorganic adsorptive media for removal of fluorides and nitrates from drinking water. Current research interests of Prof. Sharma are on Bioenergy and Biofuels. His main focus is on synthesis and characterization of biodiesel, bio oils, and catalysts for biodiesel synthesis. Prof Sharma has a good publication record and has an h index of 40 and more than 6000 citations.



Sofia Yarusova was born on March 10, 1983 in Dalnegorsk (Russia). In 2000 she has graduated (with silver medal) from high school № 1 of Dalnegorsk. In 2005 she has graduated with honors the Vladivostok State University of Economics and Service (VSUES) on specialty "Ecology". From 2005 to 2008 she was studied at the postgraduate school of the Institute of Chemistry, Far-Eastern Branch of Russian Academy of Sciences on specialty "Physical Chemistry" and worked at the position of a junior research fellow in the laboratory of protective coatings and sea corrosion. In 2010 S. Yarusova defended the thesis "Synthesis of calcium silicates in multicomponent systems and their physical and chemical properties" for the Ph.D. degree.

Sofia Yarusova was born on March 10, 1983 in Dalnegorsk (Russia). In 2000 she has graduated (with silver medal) from high school № 1 of Dalnegorsk. In 2005 she has graduated with honors the Vladivostok State University of Economics and Service (VSUES) on specialty "Ecology". From 2005 to 2008 she was studied at the postgraduate school of the Institute of Chemistry, Far-Eastern Branch of Russian Academy of Sciences on specialty "Physical Chemistry" and worked at the position of a junior research fellow in the laboratory of protective coatings and sea corrosion. In 2010 S. Yarusova defended the thesis "Synthesis of calcium silicates in multicomponent systems and their physical and chemical properties" for the Ph.D. degree.

Since 2011 to the present time she is a research fellow of the laboratory of protective coatings and sea corrosion of the Institute of Chemistry, Far-Eastern Branch of Russian Academy of Sciences. Since 2015 she is the head of the Department of ecology and environmental problems of chemical technology of the VSUES. She is author of more than 100 scientific papers, 10 patents and also a coauthor of two monographs. Research interests: ecology, environment, complex processing of mineral raw materials and industrial waste, obtaining silicate materials (calcium hydrosilicates and wollastonite) for the construction industry and promising sorbents for the purification of aqueous solutions from ions of heavy metals and radionuclides.

S. Yarusova is a member of the Russian Chemical Society named after D.I. Mendeleev (since 2010), corresponding member of the Russian Ecological Academy (since 2011) and also a member of the editorial board of the "Environmental Chemistry" journal.